

NEIGHBORHOOD WATCH

I. Definition

A. NEIGHBORHOOD WATCH - A group of concerned neighbors working together to prevent crime within their neighborhood by observing suspicious activities and reporting possible criminal activity to the police.

II. Goals of Neighborhood Watch

- A. To develop citizen involvement and concern toward crime prevention.
- B. To generate citizen awareness of crime prevention concepts, therefore reducing many types of crimes (especially burglaries through unlocked doors and windows).
- C. To deter incidents of burglary and theft through an increased participation in Operation Identification.
- D. To deter the burglar from operating in Neighborhood Watch areas by making him more aware of the fact that he might be seen and identified by a neighbor.

III. Training given to each Neighborhood Watch Group

- A. Crime statistics (particularly burglary) are given to the group to demonstrate the need for concern.
- B. A display will be shown demonstrating various types of locks ranging from poorest to best.
- C. Operation Identification will be outlined to make everyone fully aware of its usefulness to them and to law enforcement.
- D. Other forms of crime prevention (theft, robbery, rape, etc.) will be brought into the program.
- E. Each Neighborhood Watch group will receive explanations of different suspicious circumstance to look for and what to do if they witness anything suspicious.
- F. Each Neighborhood Watch group will receive instructions of what to do if they are a witness to an actual crime that is in progress.

NEIGHBORHOOD WATCH

Page 2

IV. Neighborhood Watch is not designed to be

- A. A vigilante group
- B. A police reserve program
- C. A citizen patrol group

V. Neighborhood Watch is designed to be

- A. The Neighborhood Watch concept is to extend the eyes and ears of the police to every citizen.
- B. Neighborhood Watch members are strongly discouraged from taking the law into their own hands at anytime (unless a life is in immediate danger).
- C. Neighborhood Watch members are encouraged to immediately report all suspicious activities to the police. After they have notified the police their function is to continue to observe and gather additional description or information from a safe place.

Remember - This is a community project. It is not a police project. You will only get out of the NEIGHBORHOOD WATCH PROGRAM what you and your neighbors put in to it.

We, in the crime prevention community, are proud to serve the citizens of your community. Our aim is to stop crime in your lifetime. Help us to help you by getting the crime prevention message out to everyone.

CRIME PREVENTION IS EVERYBODY'S BUSINESS

WHAT IS SUSPICIOUS?

Neighborhood Crime Watch Programs are not designed to substitute for police protection, rather they supplement police activities by providing extra eyes, ears and caring. **DO NOT ATTEMPT TO APPREHEND A PERSON COMMITTING A CRIME OR INVESTIGATE SUSPICIOUS ACTIVITY! CALL THE POLICE IMMEDIATELY!**

Basically, anything that seems even slightly "out of place" for the area or during the time of day in which it occurs may mean criminal activity.

Some of the most obvious things to watch for and report include:

- A scream or unusual noises
- Salesmen or individuals offering merchandise or services for ridiculously low prices
- Anyone peering into automobiles, homes and businesses
- Loud explosive noises or breaking glass
- Persons loitering around schools, parks, secluded areas or neighborhoods

Remember, after all, if a criminal looked like a criminal, no one would have any trouble spotting him.

When reporting a crime:

- Speak clearly while describing what happened
- Give all details
- Stay calm
- And most important: Remember the person you called knows the information needed - let them ask the questions ; you must be prepared to answer them

Some important information to remember:

- What happened
- When it happened
- Where it happened
- Is anyone injured
- Vehicle license number
- Vehicle description
- Direction of travel
- Description of person(s) involved (clothing, race, sex, approximate age, height, weight, etc.)

While some, if not all, of the suspicious situations described could have innocent explanations, your police or sheriff's department would rather investigate a crime-prone situation than be called after it is too late. Your call could save a life, prevent an injury, or stop a criminal act.

Don't give the burglar a helping hand

Most home burglars are amateurs looking for easy targets. They're looking for homes which present the least risk of detection; the greatest opportunity for easy gain; and the maximum potential for escape. They're looking for homes which appear unoccupied and unprotected; homes without adequate locks and lighting; open or unlocked doors and windows; and home sites which provide easy concealment from neighbors and passing motorists.

Unfortunately, the burglar doesn't need to look around very long to discover "Welcome Burglar" signs unwittingly left around many homes. It is even more unfortunate when you realize that all it takes to make your home less inviting to a burglar is a little common sense and several easy, effective, and inexpensive crime prevention measures. **By following these suggestions, you can decrease your chances of becoming a burglary victim.**

Survey your home


Look at your home through a burglar's eyes. Does it look like an easy target? Are there obvious security weaknesses?

- Shrubbery should not obscure doors and windows. Trim the growth so that a burglar cannot work undetected.
- At night leave a few lights burning outside your home. Lights over doorways and garages, and strategically placed floodlights will make your home less inviting to a burglar.
- Windows and doors should be securely locked. Inadequate locks should be replaced or supplemented.
- Make your home look occupied at all times.

Common sense is all that is needed to identify most security weaknesses around your home. To supplement your survey and for more complicated security problems, contact your local law enforcement agency about a **free home security survey**. At your request a Crime Prevention Officer will survey your home and give you his security recommendations.


What is a good lock?

Crime Prevention experts recommend **DEADBOLT LOCKS** to provide the security needed for exterior doors. The bolt should extend at least **ONE INCH** into the door frame to provide adequate security.



DEADBOLT LOCK

Many homes are equipped with spring-latch door locks. Most spring-latch locks can be easily jimmyed by even the most inexperienced burglar. Replace or supplement any spring-latch locks with a good deadbolt lock.



SPRING-LATCH LOCK

Other good security locks such as the jimmy-resistant rim lock are available. Ask your Crime Prevention Officer about the best locks for your home.


When you move into a new home, or if you lose your house keys, contact a locksmith to change the tumblers inside the lock. The change can be done quickly and inexpensively, and it makes the old or lost keys useless.

DON'T FORGET TO LOCK UP! Even the best locks provide no protection if left unlocked. Securely lock your home even if you plan to be away for only minutes.

Secure doors and windows

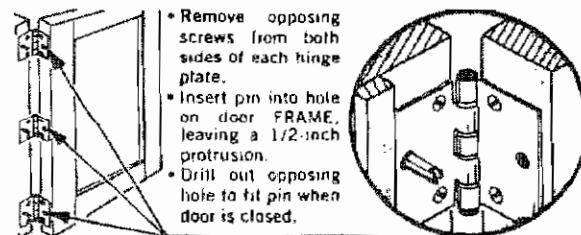
Wooden exterior doors have either Solid Core or Hollow Core construction. **SOLID CORE DOORS** provide the **greatest security**. They are best able to withstand attacks by burglars, and are best suited for the installation of good locks.

If an exterior door contains a glass panel or is near a window, you should install a **DOUBLE-CYLINDER DEADBOLT LOCK** which requires a key to unlock it from either side of the door. This lock will prevent a burglar from reaching inside to unlock the door after breaking the glass.



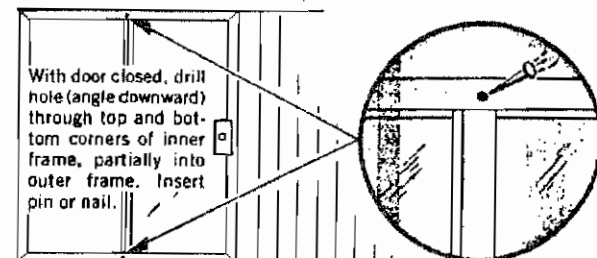
DOUBLE-CYLINDER DEADBOLT LOCK

Doors which swing open to the outside have exposed hinges in easy reach of the burglar. These doors can be secured by the "hinge pinning" technique illustrated.

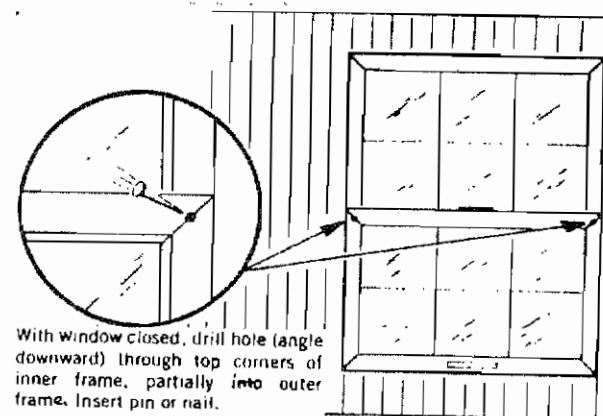


OPEN GARAGE DOORS ATTRACT BURGLARS. Make a habit of keeping garage doors closed and locked. An open garage door with no car in sight is a clear invitation to a burglar, especially if the garage is used to store such items as bicycles, power mowers, garden tools, and other easily stolen property.

SLIDING GLASS DOORS are particularly vulnerable to attacks by burglars. The "pinning" technique illustrated will prevent the lock from being forced or the door from being lifted from the track. Key-operated pins or grips are a preferred method of securing sliding glass doors.



WINDOWS are another common entry point for burglars. Double-hung windows can be easily and inexpensively secured by using the "pinning" technique illustrated.



Good security for windows is provided by key-operated window locks, especially when used as auxiliaries to conventional window locks.

REMEMBER, an open or unlocked window or door invites burglars.

Give your home an occupied look

Most burglars are looking for unoccupied homes. If your home appears occupied, the burglar will usually look for other more inviting sites.

- When away from home, leave a radio playing.
- Always leave a few inner lights burning at night. Automatic timers can be used to vary the on/off pattern of interior lights when you're away.

NEIGHBORHOOD WATCH PROGRAM

NO. _____

FAMILY NAME _____		ADDRESS _____			
HUSBAND _____	HOME PHONE _____	WORK PHONE _____			
WIFE _____	HOME PHONE _____	WORK PHONE _____			
CHILDREN _____					
VEHICLE _____	MAKE _____	YEAR _____	MODEL _____	LICENSE _____	COLOR _____
VEHICLE _____	MAKE _____	YEAR _____	MODEL _____	LICENSE _____	COLOR _____
VEHICLE _____	MAKE _____	YEAR _____	MODEL _____	LICENSE _____	COLOR _____

NO. _____

FAMILY NAME _____		ADDRESS _____			
HUSBAND _____	HOME PHONE _____	WORK PHONE _____			
WIFE _____	HOME PHONE _____	WORK PHONE _____			
CHILDREN _____					
VEHICLE _____	MAKE _____	YEAR _____	MODEL _____	LICENSE _____	COLOR _____
VEHICLE _____	MAKE _____	YEAR _____	MODEL _____	LICENSE _____	COLOR _____
VEHICLE _____	MAKE _____	YEAR _____	MODEL _____	LICENSE _____	COLOR _____

NO. _____

FAMILY NAME _____		ADDRESS _____			
HUSBAND _____	HOME PHONE _____	WORK PHONE _____			
WIFE _____	HOME PHONE _____	WORK PHONE _____			
CHILDREN _____					
VEHICLE _____	MAKE _____	YEAR _____	MODEL _____	LICENSE _____	COLOR _____
VEHICLE _____	MAKE _____	YEAR _____	MODEL _____	LICENSE _____	COLOR _____
VEHICLE _____	MAKE _____	YEAR _____	MODEL _____	LICENSE _____	COLOR _____